



Los Gatos/Saratoga
Camera Club
www.losgatos-saratogacameraclub.org

Newsletter

Volume 37 Issue 7

July 2015

In this Edition

[Competition Winners Tell Us How They Did It](#) **2**

[Key Contacts](#) **8**

Reminders

Nature Competition Definition

Nature images are restricted to the use of the photographic process to depict observations from all branches of natural history except anthropology and archeology in such a fashion that a well-informed person will be able to identify the subject matter and certify as to its honest presentation. The story-telling value of a photograph must be weighed more than the pictorial quality.

Human elements shall not be present, except on the rare occasion where those human elements enhance the nature story. The presence of scientific bands on wild animals is acceptable. Photographs of artificially produced hybrid plants or animals, mounted specimens, or obviously set arrangements, are ineligible, as is any form of manipulation, manual or digital, that alters the truth of the photographic statement.

No elements may be moved, cloned, added, deleted, rearranged, or combined. No manipulation or modification is permitted except resizing, cropping, selective lightening or darkening, and restoration of original color of the scene. No special effect filters can be applied. Any sharpening must appear natural. Borders are not permitted.

The title should be factual and descriptive and will be read as shown. Scientific names are encouraged but are not to be used as a basis for judging.

Coming Club Events

See the [Calendar](#) on our web site for updates or further details.

Saturday July 4, 2015

11:30pm Projected Image Entry
Deadline: Color, Monochrome, Nature

Monday July 6, 2015

5pm Online Print Entry Deadline
7:15pm Print Entry Deadline
Competition: Color, Monochrome, Nature

Judge: Lois Shouse

Refreshments: Jim Lafferty, JoAn Lambert, Larry Lamers

Saturday July 18, 2015

[Milky Way at Panoche Field Trip](#) lead by Rick Whitacre

Monday July 20, 2015

Program: Journalistic Photography presented by Kim Komenich

Friday July 24, 2015

Entry deadline for exhibit at Keeble and Shuchat Photography in Palo Alto
August 13 - September 9, 2015

Saturday August 1, 2015

11:30pm Projected Image Entry
Deadline: Color, Monochrome, Travel

Competition Winners Tell Us How They Did It

The judge was Alison Brooks. We asked the makers of the first place images to send stories about what their subject was, when and where the image was taken, how it was created (photographed and/or processed), and why they created it.

June 2015 First Place Creative Digital Projected Image - Advanced



**Inside & Outside The Amargosa Opera House;
Death Valley
John Perry**


The Amargosa Opera House was originally know as Corkhill Hall. It was part of company town designed by Alexander Hamilton McCulloch for the Pacific Coast Borax Company employees in Death Valley Junction. In 1967 a singer, dancer, actress and painter named Marta Becket came to Death Valley Junction and rented Corkhill Hall. Her vision was to turn the hall into an opera house where she could perform for the local residents. She changed the name to Amargosa Opera House and began renovation of the inside. Marta hand painted all the murals on the adobe walls.

I had the good fortune to be in Death Valley Junction when the opera house was open for tours. I spent several hours taking photographs of the murals on the walls that resemble a French court. I got the idea for a montage because it allowed showing off the uniqueness of the inside and outside of this amazing architectural wonder. Marta Becket performed a one woman show in the opera house from 1970 until 2012. She truly was an amazing woman.

June 2015 First Place Creative Print

I recently took a workshop from Keith Carter and my biggest take away was to try things I would not normally try. I spent a week shooting through things, purposefully taking out of focus images, etc.

When I got home I spent a day taking old photographs and manipulating them in new ways, this image was from a model shoot I did about 10 months ago. The model was sitting while wearing striped pantyhose. In Photoshop I cut out the pantyhose portion of the shot, flipped it and made a symmetrical image. I liked the result but then took it a step forward and rotated it sideways, which made it even more abstract.



**Stripes
Craig Colvin**

June 2015 First Place Creative Digital Projected Image - Basic



Ms Genetics
Dick Stuart

Recent visitors to The TECH museum in San Jose may recognize this image as a composite of two images from the Genetics area. During my many hours of volunteering there I often look for images that I can use for my various collections. I always carry a camera (a Real camera not cell phone or tablet) with me to grab whatever image looks interesting.

The image of a woman with the GATC sequencing displayed on her body came from a traveling exhibit while the books in the background are from a simulated display of the DNA double helix using many cookbooks stacked




Using Photoshop Elements, I carefully selected the GATC lettering from the original figure and merged it with the double helix (and adjusted the opacity).

June 2015 First Place Monochrome Print


San Jose City Hall Steps at Night
Jim Katzman

I went to the San Jose City Hall with Mike Liebermann one night for a photo-shoot and loved the architecture of the entire facility. We spent several hours shooting and compared images on the back of the camera. I was really happy with what I was getting. After I got home, however, my memory card failed, and I lost all the images that evening. Several months later, my niece Amy, who is getting into photography, asked to go on a shoot with me and I suggested going back to the San Jose City Hall at night, to see if I could re-create some of the images I lost during my first outing. This is the third image that was taken that evening that I have entered into competition.

Details: Canon 5D Mark II on a tripod; 2 seconds at f/8.0, ISO 100 with a 28-300 lens at 28 mm, processed in Lightroom and NIK Silver Efex Pro 2.



June 2015 First Place Pictorial/Color Digital Projected Image - Advanced



I won the on-line lottery to hike to the famous "Subway" in Zion National Park in late May. The hike to the Subway is about four miles and follows the river upstream for most of it. In some places, you are even hiking in the center of the stream. At one spot, you actually hike up this water terrace. I got my gear out of the backpack and took a quick "grab shot" of the terrace before we continued on to our goal of photographing the Subway. I did get my shot of the Subway, but ended up liking this one better

Sony A7R, Canon 24-105mm f/4 at 58mm. 0.8s, f/13, ISO50

Water Terrace - Zion National Park
Rick Whitacre

June 2015 First Place Monochrome Digital Projected Image

This was one of those lucky shots. It was lucky because I had my camera and the perspective and light were perfect for me to see the unusual lines in a very normal sidewalk scene.

My husband, Howie, and I were walking down Les Champs Elysees in 2011. I noticed that the trees to the right looked, from my perspective, shirred. The sidewalk, at the same time, appeared to collaborate in creating the illusion that there were two parts to the vista, the one on the right where the trees appear darker and the edge of the sidewalk drops into a distinctive straight edge of greater darkness. I told Howie to walk a little ahead of me and I got the photo!

I really know nothing about PhotoShop or editing other than what I have on IPhoto.

So I converted the photo from color to black and white. The camera I used I really love. It is a Sony NEX C3. It's main problem is this model has no view finder. I now use a Nikon DS 5200.

If anyone knows a place where I can receive instruction on Elements 13, I would love the information.



Stroller on Les Champs Elysees
(5012961)
Susan Anawalt

June 2015 First Place Pictorial/Color Digital Projected Image - Basic



**Lava Meets Sea, Big Island
Mercury Freedom**

Vacation shot – my wife and daughter were on the Big Island in August of '13. While there my wife discovers the lava is flowing BIG TIME! Several phone calls later we were going out with Lava Roy. He's a local who knows how to handle his large Zodiac (...big enough to have a cabin). We however ended up calling him 'Rebel Roy' – because while he can really handle a boat, we were sure that returning in the dark without running lights was only one of his safety code infractions.

That said, it was an enjoyable ride and HE GOT US IN CLOSE! He also kept us in good photographic range for a solid hour – getting there just before sunset. At various points we were as close as 60' to flowing lava! Truly an amazing experience.


I was worried about 'getting the shot'. I took lots of pics and even bracketed because getting the exposure right seemed like a challenge. Shot was obviously taken hand held, in boat moving in surf, Canon 7D w/ 35 mm f1.4.

June 2015 First Place Color Print

My image was made while attending a "Photographing Waves" workshop led by Harold Davis. While the workshop was a bit too unstructured for me, it did afford me with many hours of shooting at Pt Reyes.


This image was part of my focus on longer exposures. I really like this approach featuring moving water, and what better subject than waves? By allowing a little movement, their curves and arcs are accentuated in a very attractive (at least for me) way.

Technical specs: Nikon D800, 24-70mm f2.8 lens at 70mm, exposure - 0.6sec f22, ISO 50.



**Perpetual Curl
Tim Meadows**

Key Contacts

President	Membership	Webmaster	Newsletter	Official publication of the Los Gatos-Saratoga Camera Club , a club member of the Photographic Society of America
John Perry 408-370-7229	Gary Marcos 408-741-5712	Jim Katzman 408-867-6810	Airdrie Kincaid 408-247-3743	

Copyrights of all photos in this publication are retained by the photographers credited.