

# LGSCC magazine

Los Gatos - Saratoga Camera Club

[losgatos-saratogacameraclub.org](http://losgatos-saratogacameraclub.org)

Volume 46 Issue 10 ► October 2024



**In this issue** - underlined items are links  
*October 8 meeting, hybrid in-person/zoom*

- [2 Notices/Upcoming Events](#)
- [3 Member Biography David Kunin](#)
- [4 September Competition Winners](#)
- [6 Second Place Images](#)
- [7 Member Styles - Searching for a Style](#)
- [9 Adobe Magic Fixup AI](#)
- [10 Iconic Photo](#)
- [11 Photographers to Watch](#)
- [11 Great Photo Articles](#)



*Featured Cover by Rick Tavan  
(see makers description on page 5)*



# Notices and Coming Events

See the [Calendar](#) on our web site for latest updates or details.

## Next Competition - Tues. October 8, Zoom and In-person

**Alert** — day change for next competition. Because Mon. Oct 7th is the unfortunate anniversary of the Re'im music festival massacre in Israel, our room will not be available. New date Oct. 8

**Submission Rules** – Members may enter a maximum of two projected images. On months with prints, a maximum of three images may be submitted as three prints or a combination of prints and (up to two) projected images.

**Our meeting judge** for October will be Charlie Ginsburgh. He says “I find that I am attracted to “capturing the normal” in nature and especially in the macro world. I can be in a group of people overlooking a magnificent vista, and darn if I am not most-interested in the little weedy flower-thing nearly buried in the dust at my feet.” <https://charlie-g.smugmug.com/>

**Categories for October-** Besides the monthly categories of Mono and Color – the challenge categories will be Creative projected and print, Nature projected and Travel prints

### Creative

Creative photography is producing an image through the use of imaginative skill or originality of thought including the altering of reality. No image should be eliminated from competition simply because it looks realistic, provided it shows originality of concept. Creative images may include modifications in the darkroom, on the computer, or in the camera, as well as unusual points of view, imaginative use of subject matter or lighting, or any other presentation that begins with the maker's photographs . . . [MORE](#)

### Travel

A Travel image is a portrayal of the real world we live in, as it is found naturally. There are no geographic limitations.

Content guidance:

1. If the image is predominantly or exclusively a land-, sea- or cityscape, these “scapes” must include characteristic, distinctive and recognizable physical features, although it is not necessary that the image identify the exact location;
2. Images that predominantly or exclusively depict people and their activities must illustrate a distinctive culture of a country, region, or continent . . . [MORE](#)

**Hands-on Photo Editing Session** with Debbie Sy - register to attend Wednesday, October 16, 3:45-5:45pm at the Saratoga Library.  
**How to Register:** - Log into the club website, Click on the event under “calendar” Questions, email [here](#)

## Print Competitions Schedule

Prints will be judged every other month along with projected. For 2024 prints will be judged in:

October - Travel, Creative, Color, Monochrome

December - Journalism, Nature, Color, Monochrome

### Special Interest Group Links below

(Click on any SIG title for detailed information)

[Special Interest Group - Seeing in Sixes](#)

[Special Interest Group in Monochrome Photography](#)

[Special Interest Group in Photoshop](#)

[Special Interest Group - Novice Only](#)

[Special Interest Group - Bird Photography](#)



2020 Creative Image by Alan Levenson



2022 Travel Image by Jerry Held

---

## Member Biography - David Kunin, Joined 09/23

Canadian photographer David Kunin lives in San Jose with his wife Shelley where he serves as one of the rabbis at Congregation Beth David. Photography has been a consuming passion ever since he was given his first Instamatic at the age of seven. There have been many cameras since then, most recently a Nikon Df. David has always been drawn to the numinous.


---

*“As a photographer he seeks out liminal places which seem to bridge the gap between the sacred and the mundane”*

---

As a photographer he seeks out liminal places which seem to bridge the gap between the sacred and the mundane. He also focuses on people living out their daily lives. Therefore, none of his photographs are posed. Instead, they try to capture the actuality of the moment. Many of his pictures are Black and White, allowing for interplay of dark and light, and a focus on the image without the distraction of colour.

More recently he has moved towards impressionism, aiming for his pictures to capture essence as well as the external reality. The colourful blurred abstraction leads the viewer away from detail to merely a quick impression of the scene in all its diversity and movement. He is not a professional photographer, but he gets his work out to a wider audience through online open calls, competitions and themed exhibitions.





## September Competition Winners Tell Us How They Made It



### ◀ We are the Champions - The Winning Team at Pyramid Mud Wrestling Festival near Tokyo 2024, David Kunin, Journalism Projected

The picture captures the celebratory climax of the Yotsukaido Hadaka Matsuri, a traditional Japanese festival held each February, as the winning team emerges from a giant mud fight. Despite the violence of the ritual, the festival celebrates fertility both natural and the human world. Before the melee the men carried their new babies into the muddy pool, and symbolically planted rice. The fight began soon after, as the babies were returned to their mothers. Several teams of men formed pyramids and ran at each other, vying to remain erect while the others fell in the mud.

I positioned myself on the road looking down on the pond, to ensure pictures unencumbered by spectators. The photo was taken with a Nikon D7000, AF-S DX VR Nikkor 55-300mm, 4.5-5.6G ED.

### Young Ballerina, Irina Nekrasova, Monochrome Projected ▶

I have been conceptualizing an outdoor portrait shoot for some time and my meeting of the parents of this young ballerina at the Mountain View Center for Arts became quite fortuitous.

I'm not a professional portrait photographer. So, I decided to challenge my photographic skills with a young student, not a professional model.

Location of this shoot was on the grounds of the Cantor Art Museum at Stanford. Many University buildings provide good backgrounds, shadows, and reflect natural light.

Camera: Sony A7 III, ISO 800, F 4.5, at 1/160sec



## September Competition Winners Tell Us How They Made It (continued)

### Listen to the Ancients, Tim Aston, Color Projected ▶

I've been photographing in the bristlecone pine forest much more since moving to Big Pine. The last couple miles of road to the visitor center was still covered in snow, so I hiked up the remaining stretch of road at sunrise. The morning was still and peaceful with the exception of a few pikas squeaking at me from the talus. I noticed the twist on an older healthy looking tree, but it was a bit off the trail so I used my long lens to simplify the composition. The early morning light was hitting a patch of bare dolomite soil, and reflecting back onto the trunk. I tried a few different angles and focal lengths, and settled on the tightest composition for this image..

Sony A7R4 with 200-600mm lens @ 456mm, f/11 focus stacked with 5 images, 1/60, ISO 200



### Blue Wildebeest (Swahili: Nyumbu ya montu) Mara River Crossing - waves of thousands of wildebeest take part in the iconic Great Migration in Kenya, Maasai Mara National Park, Rick Tavan, Travel Projected ▶

Part of the East African "Great Migration," herds of wildebeest crossing the Mara River are an iconic sight. Each year, 1.5 million traverse the Maasai Mara (Kenya) and Serengeti (Tanzania) National Parks. But not every safari-goer is fortunate or patient enough to catch the event. Wildebeest are notoriously hesitant, congregating for hours or even days near the river, trying to decide where and when to cross. Caution is appropriate given the significant currents and hungry crocodiles that can ruin a wildebeest's whole day...and often do. Eventually, the herd summons its collective courage and crosses en masse. On our first approach, we waited over an hour in our Land Cruiser and were close to giving up when they finally began their crossing, thousands of individuals braving the waters in just a few minutes. Surprisingly, we returned two days later and found another herd beginning its crossing just as we arrived. "Never happens," said our excellent guide!




This photo is near peak crossing volume, made with a Nikon Z8, 100-400mm lens at 140mm including a 1.4X teleconverter (unnecessary for this shot), 1/160th sec, f/13, ISO 4500.



## September Second Place Competition Winners



*Abstract in Metal*



*Vibrancy*



*Cremation Remains on the Ganges River, Varanasi, India 2022*



*Frog jockey yelling to encourage her frog to jump at the Calaveras County Fair & Jumping Frog Jubilee, Angels Camp*

[All results and all images from a competition can be seen by clicking here.](#)



## Member Styles - Searching for a Style - 2 pages

*This space is a monthly feature offering insight into how a member thinks about their photography style and the sharing of tips. — Eric from member Don Schremp*


Many photographers struggle to define or create a unique style. For me, focusing on specific photo projects has been key in shaping mine. To make a project truly impactful, the images must exhibit consistency in one or more of the following aspects: storytelling, subject matter, lighting, capture techniques, or editing style. These elements not only help tie the images together but also strengthen their overall impact—and they are, in essence, the building blocks of a distinctive style.

While individual photos may not always stand out, my goal is to create a cohesive body of work that could eventually be showcased in a printed portfolio. Currently, I'm working on about 10 active projects, most of which share a similar style and subject matter. However, a few stand apart due to unique techniques, such as multiple exposure photography.

Here are some highlights from five of my projects: (see more next page)



*The Art of Caltrans – Showcasing the graceful and graphic nature of roadway infrastructure.*



*At My Feet – A first-person perspective capturing interesting objects on the ground, with my feet included in the frame.*





## Member Styles - Searching for a Style (continued)



*The Art of Anti-Graffiti – Exploring the unintended collaboration between graffiti artists and maintenance workers.*



*Multi-Exposure Buildings – Abstracting architectural structures through in-camera multiple exposures.*



*Cones at Work and Play – Featuring traffic cones in unexpected or unusual environments.*



## New Adobe AI - Magic Fixup

by Eric Gray

Coming soon to a Photoshop update near you - This is very new and something you should look at carefully if you currently do or want to do more editing of images in the future. Images created with the assistance of this AI are not currently allowed in club competitions.

Magic Fixup takes on some of the editing I would spend an hour on and does it in 5 seconds. Most importantly it references your original image and matches the resolution. This is a big deal because you need high resolution detail for prints, and matching resolution for projected and even web images where you want to put your best foot forward. Currently many AI tools do a great job with low resolution web images but many will not work to make a fine art print.

Let's look at the lion image below. The intention is to raise the head of the lion to a more aggressive pose as if roaring. The editor (you) creates a rough selection of the head and tilts it to show the desired position. Then by clicking generate in Magic Fixup, the AI completes the image by adding missing elements and matches fine detail, lighting, and background all in the resolution of your first reference image. Images 1-3 show this process, images 4-5 are AI steps. If acceptable image 3 would be your new image to save.



**Moving part of an image and getting the correct perspective and lighting.** (results taken directly from the ZoomShop paper for reference. | Credit: Adobe Research, and Stanford

Moving the Versailles Palace in the image below would be a clone, dodge, burn nightmare to make it look like it fits correctly in a closer position. But Magic Fixup when integrated with Zoomshop might be able to do it in seconds. Part of the magic is that instead of using static images to train the AI, Adobe is using multiple frames of video before and after a matching image in addition to multiple static images, to better understand the whole scene and calculate perspective, lighting and more. The new tool will live in Photoshop so the user can roughly select an object, move it to a new spot and let Magic Fixup do the rest.



More links about Magic Fixup

<https://venturebeat.com/ai/adobe-drops-magic-fixup-an-ai-breakthrough-in-the-world-of-photo-editing/>

<https://petapixel.com/2024/08/22/adobe-researchs-impressive-new-ai-cut-and-paste-photo-editor-was-trained-on-videos/>



---

## Iconic Photo Back Story



*Annie Leibovitz's portraits of celebrities have become some of the most iconic images of our time. Her ability to capture the personality and essence of her subjects, combined with her innovative use of lighting and composition, has set new standards in portrait photography. From her work with Rolling Stone to Vanity Fair, Leibovitz has influenced how we view and understand fame, culture, and identity.*

[https://121clicks.com/inspirations/master-photographers-transformed-perception-of-world#google\\_vignette](https://121clicks.com/inspirations/master-photographers-transformed-perception-of-world#google_vignette)

**Story by Sarah Ahern**

<https://sarahahernphotocopy1.wordpress.com/2016/11/06/first-blog-post/>

The image is a black and white fashion portrait of the famous actor Leonardo DiCaprio holding a swan, the neck of which is draped around his own. It is set in a field, where the subjects are placed on the right, and is taken with a wide angle lens, commonly used in fashion photography to add drama and mood. A wide aperture has been used to create a shallow depth of field, placing focus only on the subjects rather than the setting which remains visible but blurred.

The photo was taken by award-winning American portrait photographer Annie Leibovitz for the magazine Vanity Fair in 1997, when DiCaprio was emerging onto the Hollywood movie scene. Aside from being published by Vanity Fair, much of the motive for this portrait remains unknown, creating various speculation as to why Leibovitz photographed DiCaprio with a swan. However, the striking image remains an iconic documentation of DiCaprio in his early years as an actor.



---

## Photographers to Watch— Milan Chudoba

From <https://121clicks.com/inspirations/beautiful-photos-of-the-czech-republic-milan-chudoba>

Photographer Milan Chudoba is renowned for his breathtaking photography that captures the essence and beauty of the Czech Republic. His portfolio is a visual journey through the country's diverse landscapes, from the rolling hills and dense forests to the historic castles and quaint villages.

Each photograph is meticulously composed, showcasing Chudoba's keen eye for detail and his ability to find beauty in both the grand and the mundane. His work not only highlights the natural and architectural splendor of the Czech Republic but also conveys a deep sense of place and cultural heritage. Chudoba's photographs are more than just images; they are stories frozen in time. Through his lens, the vibrant colors of autumn leaves in Bohemian forests, the tranquil waters of Moravian lakes, and the intricate facades of Prague's historic buildings come to life. His ability to capture the changing light and seasons adds a dynamic quality to his work, inviting viewers to see the Czech Republic through his eyes.

See more - <https://www.instagram.com/kennymax/>



---

### Great Photography Articles

Fine Art Bird Photos - [https://121clicks.com/inspirations/fine-art-bird-photography-kelley-luikey#google\\_vignette](https://121clicks.com/inspirations/fine-art-bird-photography-kelley-luikey#google_vignette)  
100 Year Old camera Shoots DNC Pano - [https://petapixel.com/2024/08/22/dnc-sits-still-for-22-seconds-as-100-year](https://petapixel.com/2024/08/22/dnc-sits-still-for-22-seconds-as-100-year-B/W-Awards)  
B/W Awards - [https://121clicks.com/inspirations/black-and-white-photo-awards-finalists-2024#google\\_vignette](https://121clicks.com/inspirations/black-and-white-photo-awards-finalists-2024#google_vignette)

---

*Copyrights of all photos in this publication are retained by the photographers credited.*

### Key Contacts

President	Membership	Webmaster	Magazine Editor	
Kent Bossange	Charlie Gibson	Rick Whitacre	Eric Gray	Official publication of the Los Gatos-
<a href="mailto:kent@bossange.com">kent@bossange.com</a>	<a href="mailto:charloose1@gmail.com">charloose1@gmail.com</a>	<a href="mailto:whitacre.rick@gmail.com">whitacre.rick@gmail.com</a>	<a href="mailto:eric@gdacreative.com">eric@gdacreative.com</a>	Saratoga Camera Club, a club
				member of the Photographic
				Society of America

