



Los Gatos/Saratoga
Camera Club
www.losgatos-saratogacameraclub.org

Newsletter

Volume 38 Issue 3

March 2016

In this Edition

Examples of March Festivals and Events	2
Competition Winners Tell Us How They Did It	3
Meet Mike Sabes	7
Nature Competition Definition	8
Key Contacts	8

Reminders

2016 De Anza College Exhibit

We are having another exhibit at the California History Museum at De Anza College again this fall. The theme is "Festivals and Events." Since events happen only at certain times of the year, you won't be able to wait until the last minute to get some shots for exhibiting. (Smile!!) So get out there and get some shots.

Please let your cameras lure you to some of the many ethnic, religious, food, wine, nature, visual and performing arts festivals, as well as commemorative and cause-oriented gatherings held each year.

Coming Club Events

See the [Calendar](#) on our web site for updates or further details.

Saturday March 5, 2016

11:30pm Projected Image Entry Deadline:
Color, Monochrome, Nature

Monday March 7, 2016

5pm Online Print Entry Deadline
7:15pm Print Entry Deadline
Competition: Color, Monochrome, Nature
Judge: Roger Kumpf
Refreshments: Virginia Robbins, Larry Rosier, Ron Rossen

Friday March 18, 2016

Field Trip: 3pm to 5pm [Bay Photo Tour](#), Scotts Valley

Monday March 21, 2016

Program: [Can a Photograph be Art?](#) presented
by [Susanne Karlak](#)
A

Thursday, March 24, 2016

Field Trip: 3:30 PM - 6:30 PM [Filoli Gardens - Artist Access Day](#), Woodside

Saturday April 2, 2015

11:30pm Projected Image Entry Deadline:
Color, Monochrome, Travel

March Festivals and Events for the Exhibit

To get you started for the De Anza College exhibit, here are some Bay Area festivals and events in March I found on the internet.

Date Festivals in March

March 12 [St. Patrick's Day Parade](#) begins 11:30 a.m. at 2nd Street and Market Street, San Francisco. It ends at the Civic Center in a festival with entertainment, arts and crafts, Irish exhibitors, food, and kids' rides until 5 p.m. Free.

Celebrate St. Patrick's Day with kids' activities and a [Flying Leprechaun](#) who leaps from a helicopter at 11 a.m. and parachutes down to give each child wearing green a toy at Hiller Aviation Museum in San Carlos.



March 12 - 13 [City of Dublin St. Patrick's Day Celebration](#) includes a free two-day festival at Dublin Civic Center with food, music, dance, and vendors, plus a Saturday parade at 9:30 a.m., and a Sunday Shamrock 5K run/walk.

March 12 & 17 Celebrate St. Patrick's Day on both the parade day (March 12) and St. Patrick's Day (March 17) at [St. Patrick's Day Block Party](#) at the Irish Bank Bar in San Francisco with live music and beer.



March 18 - 20 [California's Artisan Cheese Festival](#) Attend seminars and tastings led by cheese experts, cheese makers, chefs, and fromagiers during at the Sheraton Sonoma in Petaluma.



March 18 - 20 [Silicon Valley Comic Con](#) is a new convention that combines pop-culture and technology, featuring comics, video games, celebrities, cosplay, music, and entertainment at San Jose Convention Center.



March 19 Enjoy finger foods and local vendors while your dog sniffs out eggs filled with tasty treats and prizes at the [Easter Egg Hunt for Dogs](#) in Old Speedway Meadow at Golden Gate Park, San Francisco. Costumes welcome.



March 19 - 20 [Goodguys All American Get-Together](#) See 3,000 American hot rods, customs, muscle cars, classics, and trucks at the Alameda County Fairgrounds in Pleasanton.



March 26 [Big Bunny 5K](#) has medals by age category; the Kid's Fun Run has medals for all at Cupertino Civic Center.

[Eggstravaganza](#) is a family-friendly event with egg hunts, carnival rides, games, live entertainment, kids activities, and a BBQ competition at Sharon Meadow in Golden Gate Park, San Francisco. Children 2 and under are free.



March 26 - 27 Easter at the zoo [Big Bunny's Spring Fling](#) includes crafts, an egg hunt, bunnies in the Exploration Zone, and an Easter bunny at San Francisco Zoo.

March 27 **Easter parade & festival** [Easter Parade & Spring Celebration](#) has kids' games, bounce houses, a petting zoo, an Easter bonnet contest, and a 2 p.m. parade on Union Street, San Francisco. Free.



Competition Winners Tell Us How They Did It

The judge was Alison Brooks. We asked the makers of the first place images to send stories about what their subject was, when and where the image was taken, how it was created (photographed and/or processed), and why they created it.

February 2015 First Place Monochrome Digital Projected Image



While Yosemite Sleeps
Rick Whitacre

This was my third attempt at this particular shot. Each year prior, the image came up lacking for whatever reason (sensor noise, car lights, etc). This year, I had my Sony A7S and a strategy for dealing with the cars.

The full details are too many for here, but are on my flickr page:

<https://www.flickr.com/photos/ricosanchez/24773468445/>

This image was juried into the Yosemite Renaissance 31 Exhibit at the Yosemite Museum Gallery from Feb 29th thru the end of March. It is printed on 40x20 inch metal and looks pretty good. If you are going to be in the Valley during those times, check it out!

February 2015 First Place Pictorial/Color Digital Projected Image - Advanced


Between the Rocks
Rick Whitacre

A photographer friend visited me from London in late October and wanted to go out on a star shoot. He had never seen the Milky Way being in foggy old England, so I took him down to Pfeiffer State Beach where the "Hole in the Rock" (or sun portal) is. It was wonderfully clear and he had a great time photographing the Milky Way for the first time. Like a kid in a candy store. This was one of two images I entered from that night. The other was the actual Rock with light painting.

Sony A7S, Rokinon 24mm f/1.4 @ f/2, 13sec, ISO12800




February 2016 First Place Creative Print



This Way and That
Don Schremp

This picture started as the image of a freeway bridge in San Francisco shown here. This picture was taken on a foggy day which helped control the brightness and shadows.

The picture was tuned in Lightroom and moved to Photoshop for the creative modification. This effect was achieved with a built-in Photoshop filter, distort/wave. I generally don't use filters as the main effect in creative images, but this creates a unique look that would be difficult to achieve any other way. I just played around with the filter controls until I got something that I liked.



February 2015 First Place Creative Digital Projected Image - Basic

Oops
Dick Stuart

Many of my images are grab shots taken on-the-fly as I see them. This image was taken on a cold December day while photographing the SJ Holiday Parade in downtown San Jose. I had wandered out into the middle of Santa Clara street to catch an approaching band in the parade. After capturing what I wanted, I turned to see this strange pattern of traffic lines. I grabbed another shot and returned to the sidewalk. Later while sorting my photos this shot immediately went into the Creative folder

Nikon D300 with minor cropping.

The lesson here is if you see something you like - take a photo - even if you need to walk into the middle of traffic.



February 2015 First Place Creative Digital Projected Image - Advanced



White Orchid Petal Origami
Mary Ellen Kaschub

I had become interested in what I call “faded beauty.” I was noticing flowers, leaves and other natural living things that were past their prime but a different kind of beauty remained. I think it’s easy to admire flowers when they are new and fresh - but there is also beauty in their “less-than-perfect” versions. On that note, I was admiring some white orchid petals that had dropped onto the table. They were neat looking and photographed them on a black background.

Once that was done, I thought I wonder if I can play with them in PS - I did using different arrangements and of course getting different results. This particular image I especially liked as it reminded me of origami and maybe a moth. It was done with a “mirror” montage overlay, an alignment of shapes that appeared and then brightened to bring back to white and keep some of the petal transparency! It was all play and fun driven by curiosity!

February 2015 First Place Monochrome Print

This is a portrait of my Labrador retriever, Luke.

I purchased a large piece of black velvet material from a fabric store. I draped it over the couch. I had a westerly window with good light. Luke was a good model and was happy to pose as long as he got lots of attention. I set up my camera on a tripod about six feet from my model and took several photos. I observed that I had a well-balanced histogram.

Since Luke and the background were black, I should have had a histogram that was concentrated to the left (a low key image). The result was that the image was underexposed. This was corrected with the exposure slider in Lightroom. The highlights and shadows sliders were used to adjust brightness of the background and Luke’s fur. I experimented with the sliders until I was satisfied with the results. I spent a lot of time removing dust and dandruff spots from the image.

The first time I entered the image the judge said that the nose was too prominent and should have had the sharpening reduced. He also thought there were still too many dust and dandruff spots. I made the changes suggested by the first judge, re-entered the image and won first place.



My old friend
Frank Stotts

1/30 sec@f/7.1, iso 1600, Nikon D700, 24-120mm f-4 lens, matte paper.

February 2015 First Place Color Print



This photograph was taken on a NatureScapes "Ultimate Iceland Arctic Adventure" Photography Workshop, May 27 - June 9, 2015, led by E.J. Peiker and Johann Oli Hilmarsson. The GPS coordinates of the site of the photograph are 64°55'34" N 23°18'39" W.

The equipment used was a tripod supported Nikon D800E with a Nikon 24-70mm f/2.8 lens at 24mm. A 4-stop ND filter was used to allow a slow shutter speed to blur the water. A polarizing filter was also used. The exposure conditions were 0.5 sec, f/11 and ISO 100. The image was processed in Lightroom and printed on Epson Hot Press Bright paper.

Kirkjufell Mountain and Waterfall
Larry Rosier

February 2015 First Place Pictorial/Color Digital Projected Image - Basic

First, of all, I would like to note that my title was a tribute to David Bowie who was in a film titled *The Man Who Fell to Earth*. I was walking into Vasona, a place I walk into almost daily. The time was last November when one of our first storms was approaching. The skies were moody, portending almost immediate rain. I went in with my friend, Howard, who lives in New York state to see the birds. Often before a storm or just afterwards the birds go crazy in Vasona. This was no exception. Blue Herons, Egrets, Night Herons, Green Herons, Snowies were all dipping and diving. Beautiful.

We walked from one side of the lake to the other to take more photos of birds. Under a sloping hillside, a Gingko had dropped its golden yellow leaves in mass beneath its now bare branches. The light further illuminated this blanket of yellow. Howard dropped down and called, "Take my picture."

I walked around him, taking as many angles as I could, from up high to as low as I could crouch. When I loaded the different photo angles on my computer, I landed on the one I submitted. I, however, rotated the photo 180 degrees which contributed to the rather different perspective. My ISO was 800. My f stop was 8. I did a little enhancing of light in Photo Elements.



Man Who Fell to Earth on Yellow Leaves
Susan Anawalt

Meet Mike Sabes

My youngest years were spent in Omaha, Nebraska, early teen years in Los Angeles, and later Eureka, California. My Mother was a San Franciscan and my Dad was from Minneapolis, I believe after a few winters in Omaha, my Mom put her foot down and wanted to settle back in California.

After graduating from High School in Eureka, I attended Humboldt State College as a business major. Feeling a lack of opportunity in Northern California, I transferred to San Jose State College to complete my studies in the Bay Area.

I fell in love with the Santa Clara County, and it's weather. In 1963 you could drive down Stevens Creek Boulevard, Hamilton Avenue, Blossom Hill Road, and many others and enjoy looking at the many orchards still in use. My parents followed moving here in 1968.

I moved to my first house in Saratoga across from an orchard in 1975. We could smell the blossoms in the evenings, and later in the season walk across the street and pick apricots and plums on what later became highway 85. It was very quiet and peaceful.

In 1973, I decided to go into the real estate business, helping clients sell their properties and purchase new ones. The business agreed with me and I have been involved in it ever since. In 1978 I purchased a small boutique brokerage in Sunnyvale and quickly built it into a mid-sized brokerage with many agents.



I sold the company in 2009, but continued to have a hand in the business. I now had a lot of free time on my hands to explore semi-retirement.

My wife, Susan and I are blessed with four children and six grandchildren. We have a daughter living in Paris, France with two daughters, a daughter in Portland, Oregon with two sons, a daughter in Asheville, North Carolina with a daughter, and a son living in Los Gatos with a daughter. Needless to say, we travel a lot to visit our spread out families.

After our kids were on their own, Sue took many classes studying different forms and aspects of visual arts and became a docent at the San Jose Museum of Art. As a result of her knowledge and our travels, we became collectors of mid-century monochrome photos as well as many other forms of art.

I decided to learn Photography as a hobby, bought a Canon SLR, but I knew so little about using a digital SLR, I became frustrated. One day Bernie Weinzimmer asked me, Michael Schneider, and Stan Litwin if we wanted to try a photo shoot with him to learn. Bernie has been a terrific mentor and teacher with lots of patience and knowledge.

Shortly after being with Bernie, I joined the club and have enjoyed being a member.

We learned so much in that day, that I became hooked. Since then I have taken a few live classes, many on-line classes, and joined friends on photo shoots discussing various aspects of photography. The post processing takes a bit of learning with Lightroom and Photoshop.

We spend a lot of time in New York City, and therefore I have decided to try to concentrate on street and travel photography until I feel confident in my photos. I recently took a hands-on street photography course in NY and plan to take several more in the future.

Each year we travel to Paris and try to pick another country to visit. So far we have visited several European countries, Canada, Turkey, Morocco, Cuba, Argentina, Chile, Brazil, Mexico, and recently India, Bhutan, and Nepal. All great places to shoot people and architectural buildings.

One of the things I have enjoyed, is when you approach a stranger with a Semi or professional camera in their hands, during your travels, it is easy and enjoyable to strike up a conversation with that person, sharing helpful knowledge with each other.

I shoot with a Canon 5D Mark III and recently purchased a Fuji XT-1 mirror less camera for a lighter weight alternative.




Nature Competition Definition

Nature images are restricted to the use of the photographic process to depict observations from all branches of natural history except anthropology and archeology in such a fashion that a well-informed person will be able to identify the subject matter and certify as to its honest presentation. The story-telling value of a photograph must be weighed more than the pictorial quality.

Human elements shall not be present, except on the rare occasion where those human elements enhance the nature story. The presence of scientific bands on wild animals is acceptable. Photographs of artificially produced hybrid plants or animals, mounted specimens, or obviously set arrangements, are ineligible, as is any form of manipulation, manual or digital, that alters the truth of the photographic statement.

No elements may be moved, cloned, added, deleted, rearranged, or combined. No manipulation or modification is permitted except resizing, cropping, selective lightening or darkening, and restoration of original color of the scene. No special effect filters can be applied. Any sharpening must appear natural. Borders are not permitted. The title should be factual and descriptive and will be read as shown. Scientific names are encouraged but are not to be used as a basis for judging.

Key Contacts

President	Membership	Webmaster	Newsletter	Official publication of the Los Gatos-Saratoga Camera Club , a club member of the Photographic Society of America
John Perry 408-370-7229	Gary Marcos 408-741-5712	Jim Katzman 408-867-6810	Airdrie Kincaid 408-247-3743	

Copyrights of all photos in this publication are retained by the photographers credited.