Los Gatos/Saratoga Camera Club
www.losgatos-saratogacameraclub.org

Newsletter

Vol 33 Issue 6 June 2011

In this Edition

All About Education Activities 2

May Competition Winners Tell Us How They Did It 3

Meet Dick Stuart, our Digital VP 7

Art in the Council Chamber Exhibit 8

Key Contacts 8

Reminders

The June challenge competition is Creative. Be sure to check the Competition Types page on the web site for the definitions of each category.

Here are the bullet points about Creative.

- Creative photography is producing an image through the use of imaginative skill or originality of thought including the altering of reality.
- No image should be eliminated from competition simply because it looks realistic, provided it shows originality of concept.
- Creative images may include modifications in the darkroom, on the computer, or in the camera, as well as unusual points of view, imaginative use of subject matter or lighting, or any other presentation that begins with the maker's photograph or a collection of photographs.
- Images are judged both for their technical and pictorial merit.
- The image should have strong composition, pleasing quality, and color, texture, pattern, and/or tone impact.
- The appropriateness of the technique selected to create altered reality is considered in judging.
- The content is unrestricted.

Coming Club Events

See the Event Calendar page on our web site for updates or further details.

Saturday, May 21, 2011
6C's Competition
Church of the Nazarene, corner of Curtner Ave. and Coit Dr. San Jose

Friday, June 03, 2011
Deadline for entering digital images for June club competition

Monday, June 06, 2011
Competition
Digital - Creative, Color, Monochrome
Prints - Creative, Color, Monochrome
Refreshments - Barry Grivett, Sherry Grivett, Richard Ingles
Judge - Alison Brooks

Saturday June 18, 2011
Field Trip
8:30 AM Elkhorn Slough

Monday, June 20, 2011
Annual Potluck Dinner
6 PM Vasona Lake County Park Lakeview Picnic Area

Friday, July 01, 2011
Deadline for entering digital images for July club competition

Friday, July 08, 2011
10-10:30AM Remove Prints
LGSCC Exhibit - Los Gatos "Art in the Council Chamber" Program

All about Education Activities



Gary Marcos asked Larry Rosier and Marty Weisberg to coordinate the education activities in our club in 2010. The following input from Larry summarizes the education activities in 2010 and 2011.

Marty Weisberg, Joseph Grapa, Harvey Gold and I met a number of times during 2010 and discussed what classes and workshops should be offered. The basis for these discussions was a questionnaire that had been previously carried out to identify education needs and discussions I had with most of the members. This led to eight class or workshop offerings in 2010.

Joseph Grapa taught an eight-week course in Intermediate to Advanced Photoshop. Mary Ellen Kaschub and Don Schremp led a workshop that was based on Freeman Patterson's book "Photography and the Art of Seeing".

Several discussions sessions were held on specific cameras. I led discussion sessions on the Canon 40D and the Nikon D700 cameras, and Bambi Cask led a session on the Canon 50D.

Harvey Gold and Mel Rabedeau offered sessions on mounting prints to mat boards. Harvey's session made use of precut mats while Mel offered participants training in mat cutting. Harvey also offered a class on digital camera basics, but there was not enough interest to hold the class.

I informed members of opportunities to increase their photography skills through the SeniorNet Almaden and Willow Glen Learning Centers, West Valley College, Foothill College, and Scott Kelby's online training.

This year Joseph Grapa did some one-on-one training in Photoshop Elements, and he plans to offer a class in Photoshop later in the year. Harvey Gold held a training session on print mounting for competition.

Craig Colvin taught a class in studio/strobe lighting. He plans to offer a class in model photography and a class in Photoshop techniques for glamour and fashion photography.

I taught classes in Lightroom 3. Virginia Scott, a past member of our club, is leading a Visual Design Photo Workshop based on Freeman Patterson. John Bujak plans to offer a workshop on HDR. I plan to offer a workshop on depth of field.

Early in the process Marty Weisberg, Joseph Grapa, Harvey Gold and I decided that it would be desirable to charge members $10 per workshop or class session. This fee would go directly to our club treasury. We felt this would help to insure attendance following signup for the workshop or class and would provide some income for the club. This fee was not charged for the camera specific discussion sessions.

If you have an interest in leading a workshop or teaching a photography course please contact Larry Rosier (408-223-0678, rosierb@sbcglobal.net) or Marty Weisberg (408-551-0020, marty@weisbergsite.com).

Competition Winners Tell Us How They Did It

We asked the makers of the first place images to say something about what the image was, when and where it was taken, how, and why.

May 2011 First Place PJ Print

Kelly Slater Competing At Sunset Beach Hawaii
Bernie Weinzimmer

This was one of many photos I took at the O'Neill World Surfing Championships at Sunset Beach on the North Shore of Oahu. It was taken in December of 2006. Kelly Slater is one of the best known surfers in the world and I really wanted to get a shot of him in which he was recognizable.

The waves were actually running around 30+ feet that day but quite a distance out from my location. This shot was taken near the end of one of the preliminary heats as time was running out. He had ridden it all the way into shore and was carving the last remnants of the wave so I was able to get this shot at a reasonable distance.

I was using my 70-200 VR lens with the 1.7 Telextender. My focal length was 340mm and the shot was fired at 1/1250th of a second at f:8.0.

May 2011 First Place PJ Digital Projected Image

This image was taken at the Royal Navy Air Station Yeovilton where on 10th July 2010 they held a full day of flying displays to celebrate their 70th Anniversary. Included in the flying display program was everyone's favourite the Royal Air Force Aerobatic Team - 'The Red Arrows'.

I shot quite a few images using my Canon EOS 40D and a Canon EF-S 55-250mm lens set at a focal length of 55mm, exposure 1/1250 at F/11 but this one had perfect composition, great color and an ideal sky for the background.

RAF Red Arrows Perform The Big Battle Formation
Martin Roberts

May 2011 First Place Monochrome Print



Quinessental Cuba: Checkers Players and a Chevy in Old Havana
Mary Ellen Kaschub

I traveled to Cuba for the first time last September, legally, with a group of photographers aligned with Foothill College. As required by the US Government we put in 40-hours of professional work each week (lots of learning and meetings with the Cuban photo community) and did most of our shooting mostly outside of that schedule.

Although street photography is always challenging, Cubans were mostly gracious and fun to interact with. Because they live in small, multi-generational accommodations, much of their lives are spent on the street interacting with each other. Be it checkers, chess or dominos, it's a street sport and widely played and watched.

There are also 1940s and particularly 1950s, mostly Chevy's, held together in ingenious ways. Both are visible in this scene captured on the street in Old Havana.

I converted this image, shot with my Nikon D200 in color, to black and white to mirror ironic images of 1950s Cuba.

May 2011 First Place Monochrome Digital Projected Image

I was approached by thee roommates who had decided they wanted to decorate their house with photos of themselves.

We planned out 22 different poses/shots, some were silly like pillow fights, painting each other, some were serious portraits, and one I proposed was this bodyscape of their knees, they were skeptical but humored me and ended up loving the photo.

The photo was shot in my studio against a black background, using one strobe camera right and a reflector on camera right. Converted to black/white in Photoshop.

Canon 5DmkII, 1/160 sec at f/8, ISO 200, 85mm (EF24-105mm f/4L IS lens).

Knees
Craig Colvin

May 2011 First Place Pictorial/Color Digital Projected Image - Advanced

Splash of Color
Craig Colvin

For this photo I attached a wine glass to a moving sled that travelled from left to right until it struck a board on the right that caused the sled's motion to stop. This would create the splash. This was done in a completely dark room with a single strobe underneath the table pointing at the white background. The sled would trigger an electronic delay that would wait a period of time and then trigger the flash. The frozen motion was caused by the short duration of the flash.

A photo of the setup can be seen at
http://www.craigcolvin.com/photos/colorsplashsetup.jpg

To get the color, I dropped red, blue, and yellow food coloring into the glass just before starting the sled movement. I took approximately 30 shots, between each shot I had to replace the water from the glass, and clean the sled and table.

Technical specs, Canon 5DmkII, 2 sec at f/11, ISO 200, 85mm (EF24-105mm f/4L IS lens).

May 2011 First Place Pictorial/Color Print - Advanced

San Francisco 'Sister Of Perpetual Indulgence'
Martin Roberts

This is one of my favourite images of 2011. Taken on the 24th April 2011 (3pm) at the 'Sisters of Perpetual Indulgences' annual Easter event held in Dolores Park in San Francisco.

I used a Canon EOS 40D with Canon EF 70-300mm L lens set at a focal length of 188mm, exposure 1/125 at F/9. What I love about this image is the way 'Sister Phyllis' was looking at me while adjusting her (his) make-up... Which in my opinion is beautiful.

When back home I looked up 'the sisters' on the internet and identified the subject of my image amongst the membership profiles. I sent a copy of the image to them using the contact details I'd found and got a reply the next day saying that they loved the image and were grateful for me sending it onto them...

A great event that I highly recommend is scheduled as an Easter field trip next year... So many characters, so many colors, so much atmosphere and fun. Although not for the faint hearted!

May 2011 First Place Pictorial/Color Print - Basic

Mount Cook - New Zealand
Ronnie Rabedeau

Our recent trip to Australia and the South Island of New Zealand was not presented as a photography trip, but one which would introduce us to much of the beauty of these countries.

The morning that we saw Mt. Cook the sky was so fascinating that it was hard to decide where to begin! There were "floaters" in many directions. But the beautiful lighting on Mt. Cook stood out.

Mount Cook is the tallest mountain in these "South Alps" at 12,600 feet.

The photo was taken with a Nikon D90 digital camera with an amazing 13 to 200 mm focal length lens set at about 200mm (35 mm equivalent of 300mm). It is so nice not to have to change lenses in the field!

May 2011 First Place Pictorial/Color Digital Projected Image - Basic

One of the sites of California to show a visiting easterner is Hearst Castle.

The image was taken in June 2010. The biggest challenge was to complete it without people getting in the frame.

Taken with Nikon D-70, Tamron 18-270mm. Hand held-I think shutter priority, but am not sure.

Reflection Pool
Doris Vutz

Meet Dick Stuart, our Digital VP



Born in a city far away, in a state long forgotten (Wisconsin), a long time ago. Educated in public grade, junior high, and high school (no prep school but Dad was on the School Board). Attended Purdue University - majoring in Electrical Engineering + NROTC. Then 3 years in the US Navy (ASW Officer on a destroyer stationed at Long Beach) touring the western Pacific. After leaving the navy I migrated to the SF Bay area in search of a job, staying with an aunt for a few months in Saratoga.

In 1960 IBM offered me a job in the Development Lab and I got down to real work. Over the years I managed to acquire a wife, 3 children, and a house. I am now on my 2nd wife and 3rd house. After 31 years at IBM I retired and took a job at Heald Institute of Technology as the Dean where I ended up teaching and tutoring for another 15 years before finally retiring again.

Given more free time, I developed some of my neglected hobbies - genealogy, computers, clock repair, photography, and volunteering at THE TECH museum.

My interest in photography started in my youth as my dad was an amateur photographer with a B&W darkroom who moved into color in the early days of Kodachrome processing – un-mounted film strips from Kodak that had to be cut and mounted, primitive projectors, and ASA 10 film.

I grew up with an old Brownie Box camera and a miniature camera that took 10mm film.
My first real camera was a Kodak Retina IIIc that I bought in the ship's store during a Midshipman summer cruise. Since then I have moved through film cameras - a TLR Rolliflex, a Nikon SLR, and a Hasselblad before my first digital, the P&S Nikon CP5500.

Liking the smaller P&S cameras (I usually always carry one with me for that interesting grab shot), I have added a CP880, Canon A650, & Canon SX10. A Nikon D300 fills out my collection. I long ago decided that it is the eye that makes the difference and not the equipment; however a fast DSLR and fast lens certainly helps!

My formal (?) photography training started in the 60s with an evening class at a local HS; we were to bring our cameras to the first meeting and we went around the room introducing ourselves and our camera. I had my TLR with me because I intended to make use of the darkroom for B&W processing and printing; everyone else had a 35mm and the instructor was very impressed; I think he thought I was a pro or something!

Given the free time of retirement, I started taking pictures around the SJ area with a group under the Adult Education system and after the instructor began to visit the same places year to year, I decided it was time to find my own sites. I try to set a schedule to shoot one day a week. I enjoy shooting most subjects except still life, weddings, & formal portraits.

When I decided to join a camera club, I visited a few (Light & Shadow, LGSCC) and selected LGSCC because of the education nights and field trips - competition was low on my priority list. But after watching the entries for a few months, I decided it was time to start competing; I could do as well as the next! I have taken a few classes but have given up trying to follow the Zen of Freeman Patterson.

During my Navy duty I traveled the Western Pacific, Japan, Taiwan, Philippines, Australia, and Bangkok. In the last 30 years I have traveled to England, Italy, Eastern & Western Europe, Turkey, Mexico, China, Thailand, and India.

Art in the Council Chamber Exhibit

Mel Rabedeau sent some photos from the exhibit.

Key Contacts

President	Membership	Webmaster	Newsletter	
Rick Whitacre 408-741-0107	Ken Bloomfield 408-268-5205	Bambi Cask 650-938-2605	Airdrie Kincaid 408-247-3743	Official publication of the Los Gatos-Saratoga Camera Club. Member of the Photographic Society of America

Copyrights of all photos in this publication are retained by the photographers credited.